SEIMM MOTO GUZZI

ALIMENTAZIONE - SCARICO
FUEL SYSTEM - EXHAUST
ALIMENTATION - ECHAPPEMENT
KRAFTSTOFFZUFÜHR. - AUSPUFF

850 LM

Tavola - Drawing
Table - Bild **2**

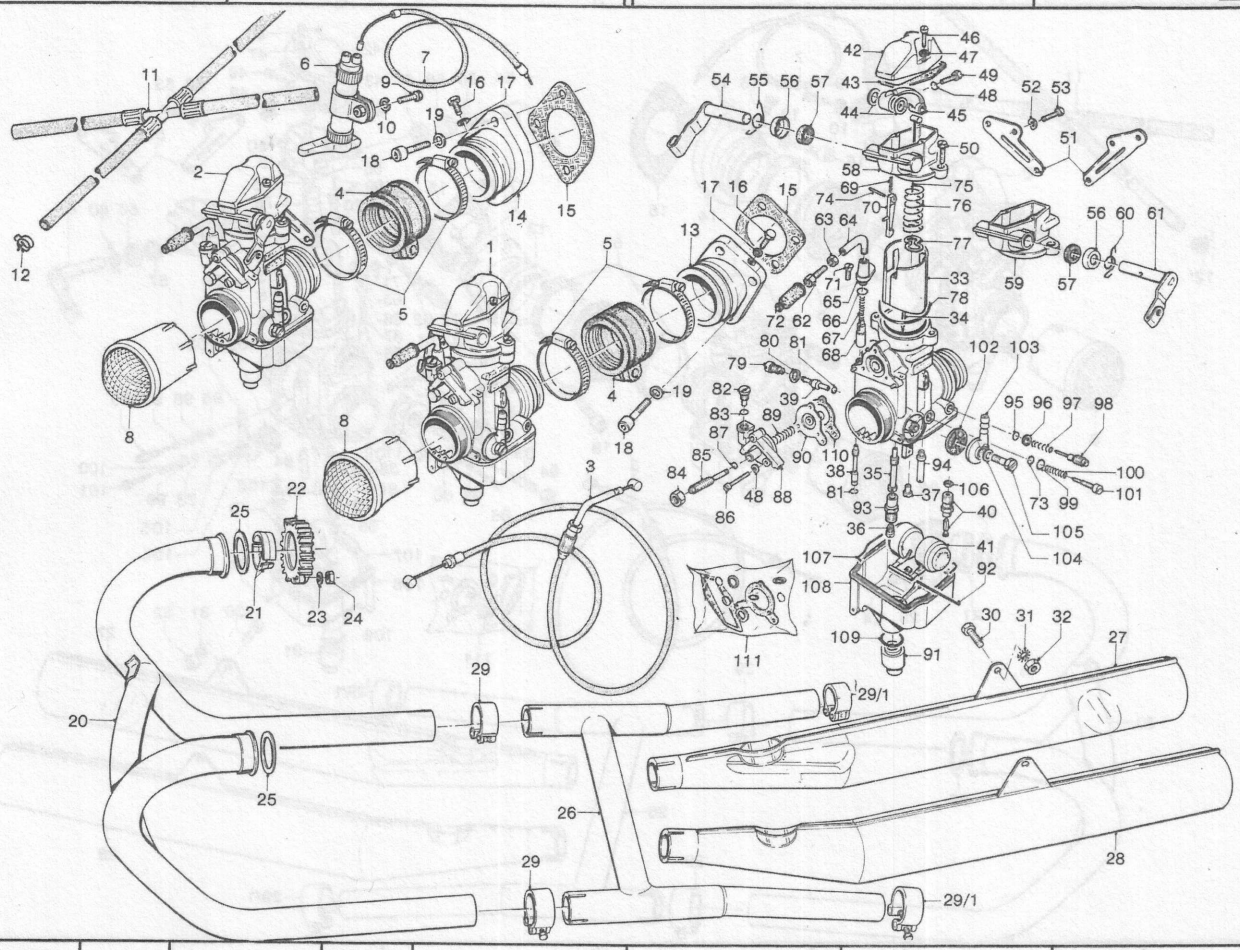

NOTE NOTES NOTES MARKE	POS. N.	N. COD. CODE No. No. CODE CODE Nr.	Q.tà Q.ty Q.té M.ge	DENOMINAZIONE	DESCRIPTION	DESIGNATION	BEZEICHNUNG
	1	14 11 26 50	1	Carburatore destro	R.H. carburetor	Carburateur D	Vergaser, R.
	2	14 11 26 51	1	Carburatore sinistro	L.H. carburetor	Carburateur G	Vergaser, L.
	3	14 11 75 50	2	Trasmissione com. gas	Twist-grip cable	Câble comm. gaz	Gasgriffkabel
	4	14 11 43 50	2	Manicotto	Sleeve	Manchon	Passbuchse
	5	12 54 84 01	4	Fascetta fiss. manic.	Clamp	Collier	Schelle
	6	17 13 31 50	1	Comando starter	Starter device	Commande de starter	Starterbetätigung
	7	14 13 35 50	2	Trasmiss. com. starter	Starter device cable	Câble comm. starter	Startergriffkabel
	8	14 11 44 50	2	Cornetto per carbur.	Air funnel	Buse	Ansaugtrichter
	9	98 05 42 10	1	Vite fiss. com. starter	Screw	Vis	Schraube
	10	95 02 11 05	1	Rosetta	Tooth washer	Rondelle dentée	Zahnscheibe
	11	14 10 65 50	1	Tubaz. carbur. compl.	Piping, compl.	Canalisation compl.	Rohrverbindung, kpl.
	12	61 10 84 00	4	Fascetta	Clamp	Collier	Schelle
	13	14 11 50 50	1	Pipa aspiraz. dx	R.H. manifold	Pipe D	Ansaugkrümmer, R.
	14	14 11 50 51	1	Pipa aspiraz. sx	L.H. manifold	Pipe G	Ansaugkrümmer, L.
	15	14 11 55 50	2	Guarnizione isolante	Isolating washer	Joint isolante	Isolierdichtung
	16	98 34 60 10	2	Vite chius. foro pipe	Screw	Vis	Schraube
	17	95 10 01 16	2	Ranella per vite	Washer	Rondelle	Scheibe
	18	98 62 03 30	6	Vite fiss. pipa alla testa	Screw	Vis	Schraube
	19	95 00 02 06	6	Rosetta per vite	Washer	Rondelle	Scheibe
	20	14 12 07 51	1	Gruppo tubi scar. comp.	Exhaust pipe set, comp.	Groupe tuyau éch. com.	Auspuffrohr Gr. kpl.
	21	14 12 12 50	4	Distanziale per flangia	Spacer	Entretoise	Distanzstück
	22	14 12 10 50	2	Flangia fiss. tubi	Flange	Flasque	Flansch
	23	14 61 59 01	4	Rosetta di sicurezza	Washer	Rondelle	Scheibe
	24	92 60 22 08	4	Dado fiss. flangia	Nut	Ecrou	Mutter
	25	90 71 83 70	2	Guarnizione	Gasket	Joint	Dichtung
	26	14 12 39 51	1	Camera di espansione	Expansion chamber	Chambre de détente	Expansionraum
	27	14 12 30 51	1	Silenziatore destro	R.H. silencer	Silencieux D	Schalldämpfer, R.
	28	14 12 29 51	1	Silenziatore sinistro	L.H. silencer	Silencieux G	Schalldämpfer, L.
	29	14 12 69 51	2	Fascetta tenuta tubi scar. e cam. di espans.	Expansion chamber and exhaust pipes clamp	Collier chambre de détente et tuyau éch.	Auspuffrohr-Expansionr. Schelle
	29/1	14 12 34 51	2	Fascetta silenziatore	Silencer clamp	Collier silencieux	Schalldämpferschelle
	30	98 07 44 16	2	Vite fiss. silenziatore	Screw	Vis	Schraube
	31	95 02 11 08	2	Rosetta elast. dentell.	Tooth washer	Rondelle dentée	Zahnscheibe
	32	92 60 22 08	2	Dado per vite fiss. sil.	Nut	Ecrou	Mutter
	33	14 93 75 50	1	Valvola gas	Throttle valve	Papillon de gaz	Drosselklappe
	34	14 93 77 50	1	Spillo conico serie K	Jet needle	Aiguille	Nadel

Seimm Moto Guzzi S.p.A. - 22054 Mandello del Lario (Co) - Tel. 731112 - 732512 - Tx: 38095 - 5/78 - 2500 K Printed in Italy

Dati indicativi soggetti a modifiche senza impegno di preavviso - All data are subject to modification without notice

Scanzorosciate (Bg)

850 LM

Tavola - Drawing
Table - Bild **2**

ALIMENTAZIONE - SCARICO
FUEL SYSTEM - EXHAUST
ALIMENTATION - ECHAPPEMENT
KRAFTSTOFFZUFÜHR. - AUSPUFF

SEIMM
MOTO GUZZI

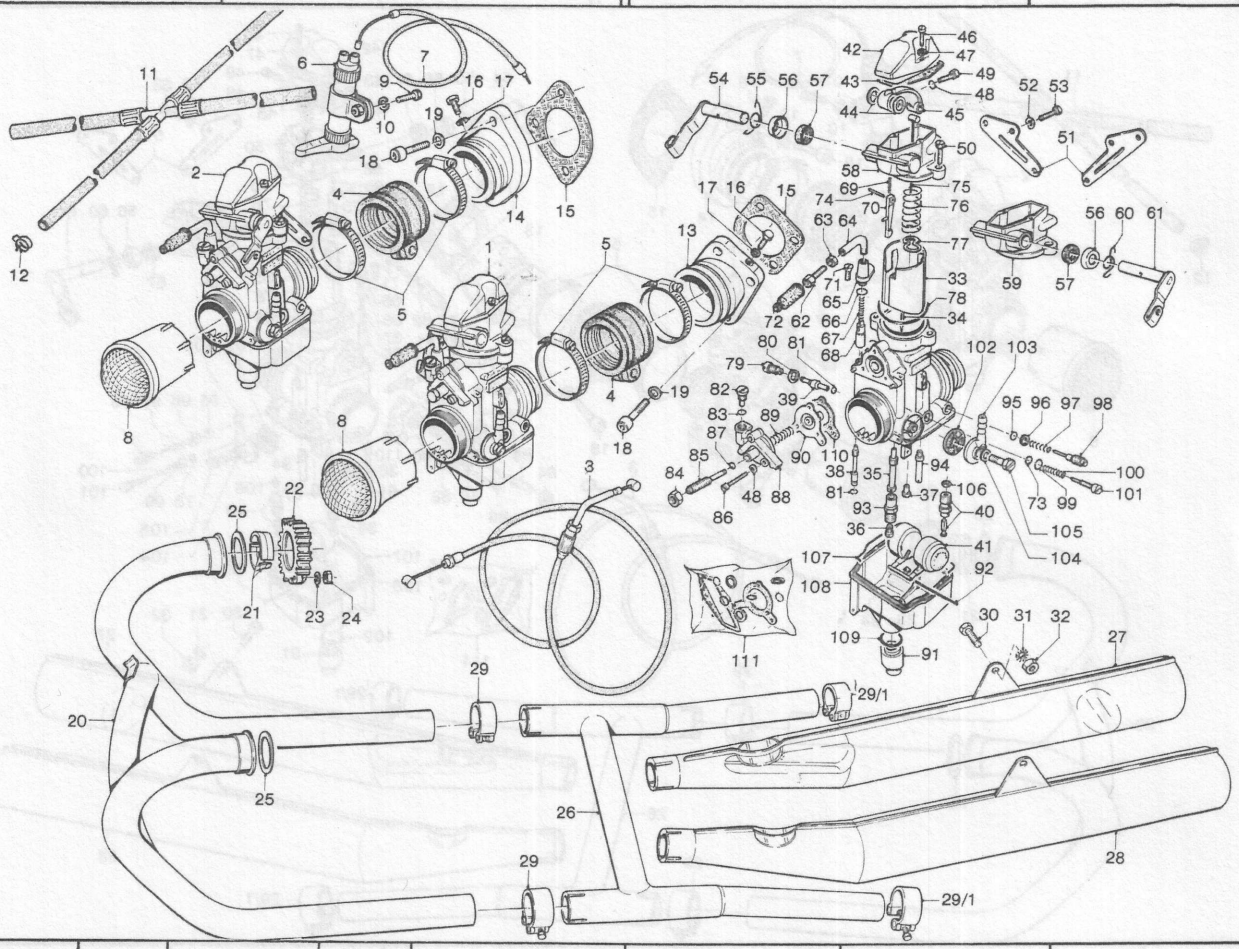

NOTE NOTES NOTES MARKE	POS. N.	N. COD. CODE No. No. CODE CODE Nr.	Q.tà Q.ty Q.té M.ge	DENOMINAZIONE	DESCRIPTION	DESIGNATION	BEZEICHNUNG
	35	14 93 55 50	1	Polverizzatore	Atomizer	Pulvérisateur	Zerstäuber
	36	14 93 57 51	1	Getto massimo	Main jet	Gicleur principal	Hauptdüse
	37	14 93 50 50	1	Getto minimo	Pilot jet	Gicleur de ralenti	Leerlaufdüse
	38	14 93 60 50	1	Getto avviamento	Starting jet	Gicleur de starter	Starterdüse
	39	14 93 90 50	1	Getto pompa	Pump jet	Gicleur de pompe	Pumpedüse
	40	14 93 91 50	1	Valvola a spillo	Needle valve	Pointeau	Nadelventil
	41	13 93 30 00	1	Galleggiante	Float	Flotteur	Schwimmer
	42	14 93 31 50	1	Coperchio leva gas	Cover	Couvercle	Deckel
*	43		1	Guarniz. cop. leva gas	Gasket	Joint	Dichtung
*	44		2	Guarniz. leva c. gas	Gasket	Joint	Dichtung
	45	14 93 35 50	1	Leva com. gas	Twist-grip lever	Levier comm. gaz	Gasgriffhebel
	46	14 93 34 50	2	Vite fiss. cop. leva	Screw	Vis	Schraube
	47	14 93 36 50	2	Rondella elastica	Spring washer	Rondelle élastique	Federring
	48	13 93 29 00	4	Rondella elastica	Spring washer	Rondelle élastique	Federring
	49	61 93 45 00	1	Vite fiss. leva gas	Screw	Vis	Schraube
	50	14 93 46 50	2	Vite fiss. cop. cam. misc.	Screw	Vis	Schraube
	51	14 93 47 50	2	Supp. com. gas dx e sx	Support	Support	Halter
	52	14 93 48 50	2	Rondella elastica	Spring washer	Rondelle élastique	Federring
	53	14 93 49 50	2	Vite fiss. supporto	Screw	Vis	Schraube
	54	14 93 51 50	1	Albero com. gas (carburatore destro)	Shaft (R.H. carburetor)	Arbre comm. gaz (carburateur D)	Welle (Vergaser. R.)
	55	14 93 53 50	1	Molla rich. albero gas (carburatore destro)	Shaft spring (R.H. carburetor)	Ressort arbre (carburateur D)	Wellenfeder (Vergaser, R.)
	56	14 93 54 50	1	Coperchio guarnizione	Gasket cover	Couvercle joint	Dichtungdeckel
*	57		1	Guarnizione albero gas	Gasket	Joint	Dichtung
	58	14 93 59 50	1	Coperchio cam. misc. (carburatore destro)	Mixture cham. cover (R.H. carburetor)	Couvercle ch. mél. (carburateur D)	Mischungraumdeckel (Vergaser, R.)
	59	14 93 61 50	1	Coperchio cam. misc. (carburatore sinistro)	Mixture cham. cover (L.H. carburetor)	Couvercle ch. mél. (carburateur G)	Mischungraumdeckel (Vergaser, L.)
	60	14 93 62 50	1	Molla carbur. sx	L.H. carb. spring	Ressort carbur. G	Vergaserfeder, L.
	61	14 93 58 50	1	Albero com. gas sx	L.H. shaft	Arbre G	Welle, L.
	62	49 93 87 00	1	Vite tendifilo	Screw	Vis	Schraube
	63	49 93 88 00	1	Dado	Nut	Ecrou	Mutter
	64	14 93 79 50	1	Tubetto deviatore	Pipe	Tuyau	Rohr
	65	17 93 74 50	1	Coperchio valv. avv.	Cover	Couvercle	Deckel
*	66		1	Guarnizione	Gasket	Joint	Dichtung
	67	13 93 76 00	1	Molla valvola avviam.	Spring	Ressort	Feder

Seimm Moto Guzzi S.p.A. - 22054 Mandello del Lario (Co) - Tel. 731112 - 732512 - Tx: 38095 - 5/78 - 2500 K Printed in Italy

Dati indicativi soggetti a modifiche senza impegno di preavviso - All data are subject to modification without notice

Esedi - Scanzorosciate (Bg)

SEIMM MOTO GUZZI

ALIMENTAZIONE - SCARICO
FUEL SYSTEM - EXHAUST
ALIMENTATION - ECHAPPEMENT
KRAFTSTOFFZUFÜHR. - AUSPUFF

850 LM

Tavola - Drawing
Table - Bild **2**

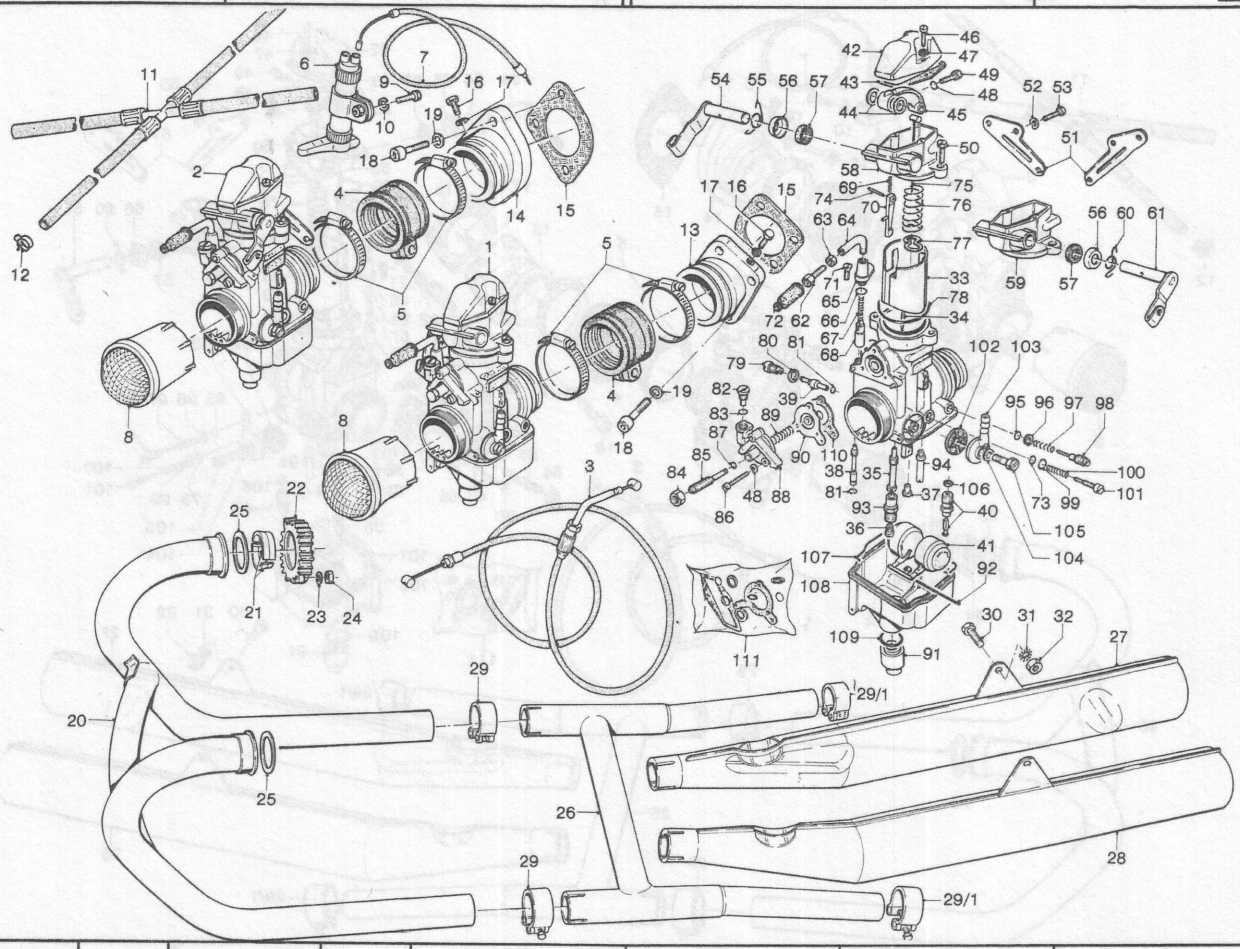

NOTE NOTES NOTES MARKE	POS. N.	N. COD. CODE No. No. CODE CODE Nr.	Q.tà Q.ty Q.té M.ge	DENOMINAZIONE	DESCRIPTION	DESIGNATION	BEZEICHNUNG
	68	13 93 78 00	1	Valvola avviamento	Starter valve	Soupape de starter	Starterventil
	69	14 93 80 50	1	Molla	Spring	Ressort	Feder
	70	14 93 81 50	1	Leva com. pompa	Pump device lever	Levier comm. pompe	Pumpebetätigunghebel
	71	13 93 79 00	1	Vite	Screw	Vis	Schraube
*	72		1	Cappuccio cavo	Cap	Capuchon	Kappe
*	73		1	Guarnizione	Gasket	Joint	Dichtung
	74	14 93 83 50	1	Perno leva com. pompa	Pin	Pivot	Stift
	75	14 93 84 50	1	Tirante valvola gas	Tie bar	Tirant	Stange
	76	14 93 86 50	1	Molla	Spring	Ressort	Feder
	77	14 93 85 50	1	Fermaglio spillo con.	Clip	Agrafe	Schelle
*	78		1	Guarnizione	Gasket	Joint	Dichtung
	79	14 93 23 50	1	Portagetto pompa	Jet holder	Porte gicleur	Düsenträger
*	80		1	Guarnizione	Gasket	Joint	Dichtung
*	81		2	Guarnizione	Gasket	Joint	Dichtung
	82	14 93 71 50	1	Valvola mandata pompa	Pump valve	Soupape pompe	Pumpeventil
*	83		1	Guarnizione	Gasket	Joint	Dichtung
	84	14 93 64 50	1	Dado	Nut	Ecrou	Mutter
	85	14 93 65 50	1	Vite	Screw	Vis	Schraube
	86	14 93 66 50	3	Vite	Screw	Vis	Schraube
*	87		1	Guarnizione	Gasket	Joint	Dichtung
	88	14 93 68 50	1	Coperchio pompa	Pump cover	Couvercle pompe	Pumpedeckel
	89	14 93 69 50	1	Molla membr. pompa	Spring	Ressort	Feder
	90	14 93 10 50	1	Membrana pompa	Pump diaphragm	Diaphragme pompe	Pumpemembran
	91	14 93 18 50	1	Tappo fiss. vaschetta	Plug	Bouchon	Stopfen
	92	13 93 31 00	1	Perno galleggiante	Float pin	Axe de flotteur	Schwimmerachse
	93	14 93 12 50	1	Portagetto massimo	Main jet holder	Porte gicleur principal	Hauptdüsenträger
	94	14 93 13 50	1	Valvola aspirazione	Intake valve	Soupape d'admission	Einlassventil
*	95		1	Guarnizione	Gasket	Joint	Dichtung
	96	14 93 15 50	1	Rondella piana	Washer	Rondelle	Scheibe
	97	13 93 63 00	1	Molla	Spring	Ressort	Feder
	98	13 93 62 00	1	Vite	Screw	Vis	Schraube
	99	14 93 16 50	1	Rondella piana	Washer	Rondelle	Scheibe
	100	13 93 67 00	1	Molla	Spring	Ressort	Feder
	101	13 93 66 00	1	Vite	Screw	Vis	Schraube
*	102		1	Filtro benzina	Filter	Tamis	Sieb
	103	13 93 46 00	1	Pipetta racc. tubo ben.	Adaptor	Raccord	Adapter

850 LM

Tavola - Drawing
Table - Bild **2**

ALIMENTAZIONE - SCARICO
FUEL SYSTEM - EXHAUST
ALIMENTATION - ECHAPPEMENT
KRAFTSTOFFZUFÜHR. - AUSPUFF

SEIMM
MOTO GUZZI

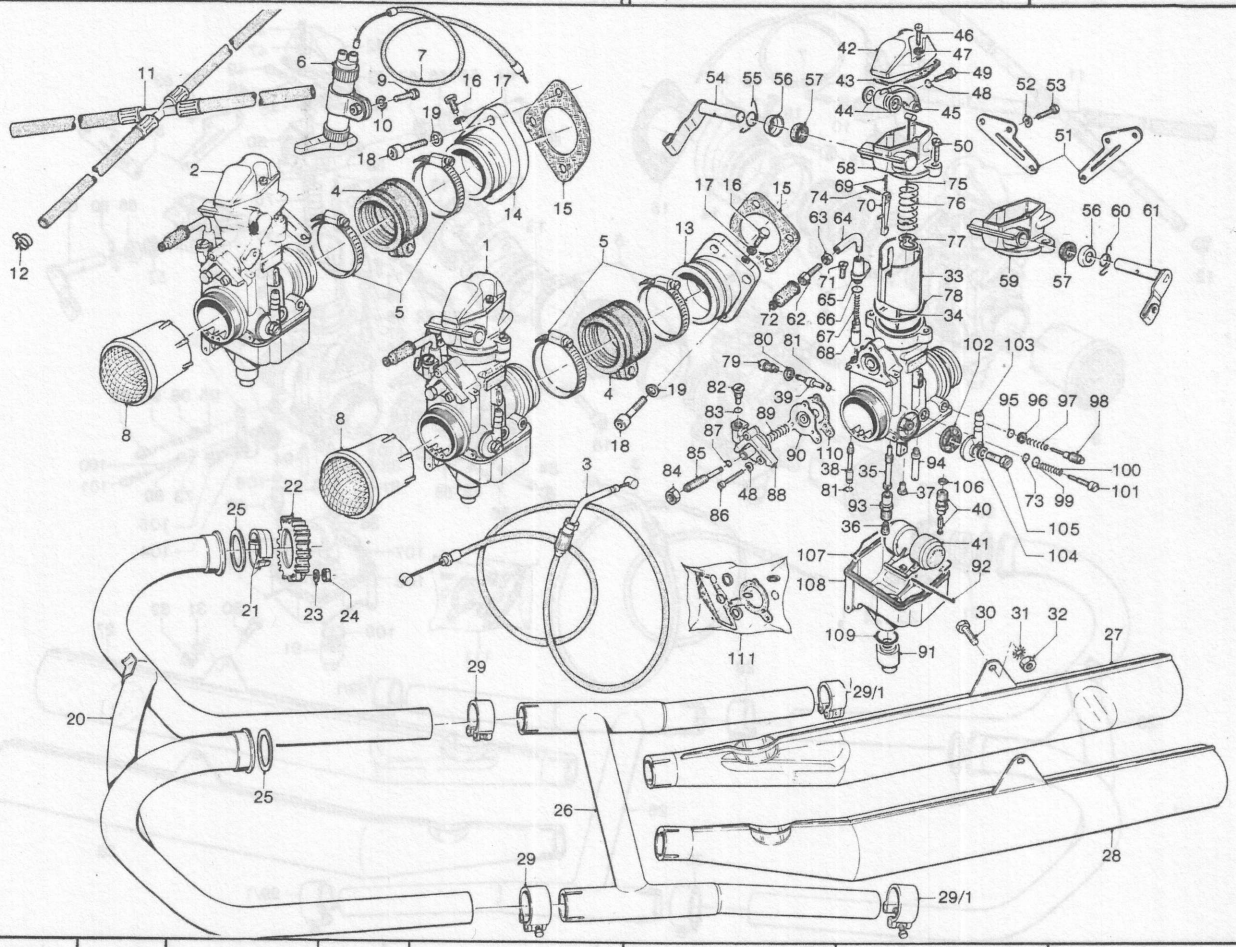

NOTE NOTES NOTES MARKE	POS. N.	N. COD. CODE No. No. CODE CODE Nr.	Q.tà Q.ty Q.té M.ge	DENOMINAZIONE	DESCRIPTION	DESIGNATION	BEZEICHNUNG
*	104		1	Guarnizione	Gasket	Joint	Dichtung
	105	13 93 49 00	1	Vite	Screw	Vis	Schraube
*	106		1	Guarnizione	Gasket	Joint	Dichtung
*	107		1	Guarnizione	Gasket	Joint	Dichtung
	108	13 93 44 00	1	Vaschetta	Float chamber	Cuve à niveau	Schwimmergehäuse
*	109		1	Guarnizione	Gasket	Joint	Dichtung
*	110		1	Guarn. per membr. pompa	Gasket	Joint	Dichtung
	111	14 93 99 50	1	Gruppo guarniz. carbur. (formato dai particolari indicati da *)	Carburetor gasket set (made up to the items indicated with *)	Groupe joints carbur. (formé par les pièces indiquées avec *)	Vergaserdichtungssatz (ersetz sich aus den mit * gezeigten Teilen)

Seimm Moto Guzzi S.p.A. - 22054 Mandello del Lario (Co) - Tel. 731112 - 732512 - Tx: 38095 - 5/78 - 2500 K Printed in Italy

Dati indicativi soggetti a modifiche senza impegno di preavviso - All data are subject to modification without notice

Scanzorosciate (Bg)